

Technical
Data
Sheet

PERMATINT

#1050 PrimaSil

Silicate Thinner, Conditioner
Primer, Binder, Fixative






Properties

#1050 PrimaSil is a clear primer, conditioner and thinner for silicate dispersion paints. It is vapour permeable and helps to balance the surface absorbancy and to stabilize old lime & cement plaster, natural sandstone or concrete.

Where to use it

#1050 PrimaSil Silicate Thinner is used mainly as a conditioning base coat prior to Silicate Dispersion Paint coats or as a thinner for all Silicate Mineral Paint products.

-  Use PrimaSil to stabilize any mineral surface that has loose and powdery particles, or to condition surfaces that are highly absorbent or unevenly absorbent.
-  Use PrimaSil (or SiLazur) as a binder for #1040 Earthen & Mineral Pigments to create aquarell-style glazings, faux painting, murals or semi-transparent colour washes over surfaces painted with Silicate Paint.
-  Use PrimaSil to condition new drywall before using pigmented silicate dispersion paint.

Colour milky white , dries clear (test before major usage on experimental applications).

Coverage approx. 200 sq.ft / gallon (can vary substantially depending on surface type).

Drying Time

Depending on the temperature and the relative humidity, dry to touch after approx.

1hour, but allow at least 6-8 hours for drying between coats.

Application

Stir well before use. Do not use if the working temperature is below 5°C or above 45°C. As a primer conditioner to fix loose & powdery surfaces: Apply with a brush, sprayer, or a roller. Apply an even coat and let it absorb into the surface. For colour wash/glazing: Apply desired number of coats as per design in selected colour shades.

Cleaning Wash tools with warm water.

Storage Keep containers tightly sealed in a cool, dry and frost-free place. Shelf life is min. 2 years in unopened containers @ temperatures between + 5 and +45 degrees celsius.

Safety Keep containers sealed and out of the reach of children. PrimaSil is biodegradable. DO NOT empty into drains or watercourses, but let dry and discard solid leftover with regular garbage.

Ingredients water, potassium silicate, pure acrylate stabilizer, ammonium solution, tenside.

Disclaimer:

All directions in this technical data sheet are given in good faith to help you to achieve the desired results. However due to unpredictable circumstances no legal liability can be based on this content. By purchasing this product, the user assumes full responsibility for testing its suitability for the intended purpose including any consequential liability arising from its use. The manufacturer's liability is limited to the replacement of faulty product.

Manufactured by: PermaTint Limited
100 Bradwick Dr., Concord, ON, L4K 1K8
www.permatint.com, info@permatint.com, 866.850.TINT (8468)

PERMATINT

Technical
Data
Sheet

#1050 PrimaSil

Silicate Thinner, Conditioner
Primer, Binder, Fixative



General Preparation

Surfaces must be rigid & absorbent, dry, clean and free of dust, oily residues and chemically neutral or alkaline. Remove any loose plaster and make good with cement based filler. Old latex or alkyd paints must be removed and water-soluble distempers washed off. Old flaking and peeling paints must be removed. Glossy, latex or oil based paints are not absorbent and not a suitable surface for Silicate Dispersion Paints. Protect all adjacent glass, metal, ceramic etc. against splatters and remove unavoidable splatters immediately with water. Note : All Silicate Dispersion Paint products are alkaline. (ph = 8.5 - 9.5)


New Drywall

Must be conditioned with 1 generous coat of #1050 PrimaSil before using #1010 QuartzGaurd. Let dry thoroughly before painting. Drywall compound seams to be double primed.

Clear Coat of Old Sandstone, Masonry, Old Lime & Cement Plaster and Other Highly Absorbent Mineral Surfaces - Indoors & Outdoors. Solidify powdery, sandy mineral surfaces with one conditioning coat of #1050 PrimaSil straight.

New Concrete, Mortar Stucco etc. - Indoors or Outdoors

Make sure surfaces are fully cured, i.e. min. 30 days old at time of painting. Remove any oily residues such as form release agents etc.

 For colour washes / glazing add #1040 Earthen & Mineral Pigments into #1050 PrimaSil in ratios up to 1 : 5 as a maximum (= max. 200 g dry pigment per 1 liter of PrimaSil). Mix well with a hand blender. Do not use artists' pigments or other commercial tints with PermaTint Silicate Paint products.

Process: Mix a small amount of Silicate Primer with the dry pigment to create a smooth paste. Add #1050 PrimaSil until the desired colour strength is obtained and stir well until completely blended.

Note: Prepare Colour wash mixes only for immediate use.

Depending on the Application Technique a Variety of Artistic Effects can be achieved by :

| | | | | |
|------------|------------|-------------------|-------------|------------------------|
| Stenciling | Sponging | Ragging On or Off | Rag Rolling | Dragging with a Brush |
| Rubbing | Spattering | Colour Washing | Stippling | Distressing and others |

Disclaimer:

All directions in this technical data sheet are given in good faith to help you to achieve the desired results. However due to unpredictable circumstances no legal liability can be based on this content. By purchasing this product, the user assumes full responsibility for testing its suitability for the intended purpose including any consequential liability arising from its use. The manufacturer's liability is limited to the replacement of faulty product.

Manufactured by: PermaTint Limited
100 Bradwick Dr., Concord, ON, L4K 1K8
www.permatint.com, info@permatint.com, 866.850.TINT (8468)